





































Comparison of Industrial Power Costs to Other Companies
1,000 kW & 400,000 kWh
July 2004

Entergy Mississippi		\$32,319
Entergy New Orleans		\$30,720
Entergy Gulf States (LA)		\$30,558
Entergy Louisiana		\$30,120
Progress Energy Carolinas (NC)		\$26,474
Cleco Corp. (Central LA Electric)		\$26,074
Ameren UE		\$26,052
TVA		\$25,331
Progress Energy Carolinas (SC)		\$24,989
Entergy Arkansas		\$23,179
South Carolina Electric & Gas		\$22,878
Louisville Gas & Electric		\$22,468
Mississippi Power		\$22,036
JEA (FL)		\$20,974
Alabama Power		\$20,608
American Electric Power (TN)		\$16,066
American Electric Power (KY)		\$16,057
American Electric Power (VA)		\$15,204

Comparison of Commercial Power Costs to Other Companies
1,000 kW & 400,000 kWh
July 2004

Entergy Mississippi		\$1,118.46
Entergy Louisiana		\$1,001.58
Entergy New Orleans		\$975.02
Alabama Power		\$911.52
South Carolina Electric & Gas Co.		\$887.00
Entergy Gulf States (LA)		\$884.12
Mississippi Power		\$861.80
Cleco Corp. (Central LA Electric)		\$858.70
Progress Energy Carolinas (SC)		\$790.20
Progress Energy Carolinas (NC)		\$769.70
Ameren UE		\$749.25
Louisville Gas & Electric Co. (KY)		\$729.09
TVA		\$721.71
American Electric Power (TN)		\$703.00
Entergy Arkansas		\$668.40
JEA (FL)		\$616.00
American Electric Power (KY)		\$614.30
American Electric Power (VA)		\$567.00

